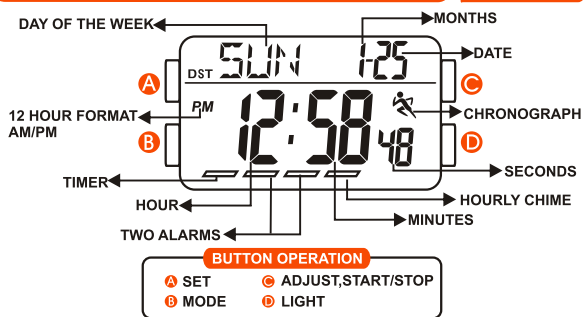


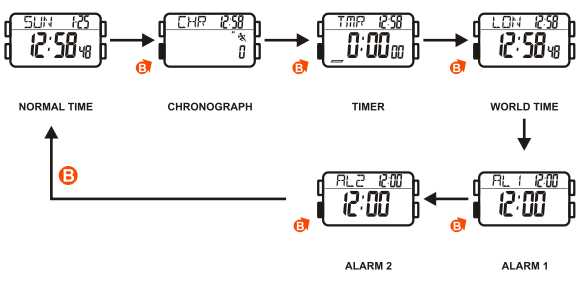
## REGULAR DISPLAY AND BUTTON OPERATION

E-01



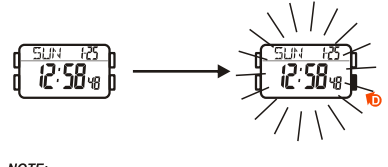
## HOW TO CHANGE THE DISPLAY MODE

E-02



## HOW TO USE EL LIGHT

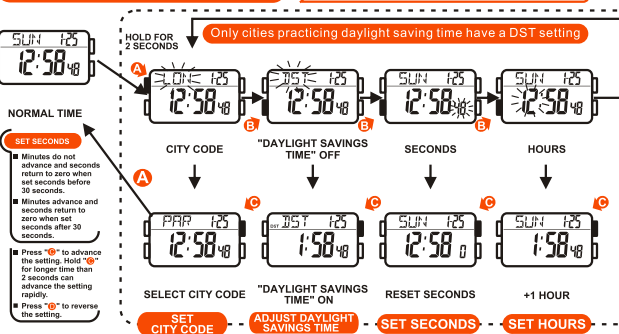
E-03



- NOTE:
- This watch features an electro-luminescent (EL) backlight, watch tends to lose illuminating power after very long use.
  - The illumination provided by backlight may hard to see under direct sunlight.

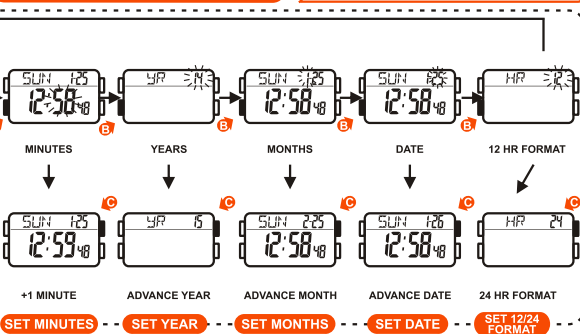
## HOW TO SET NORMAL TIME

E-04



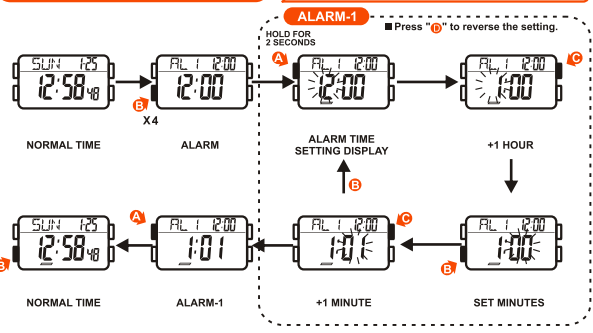
## HOW TO SET NORMAL TIME

E-05



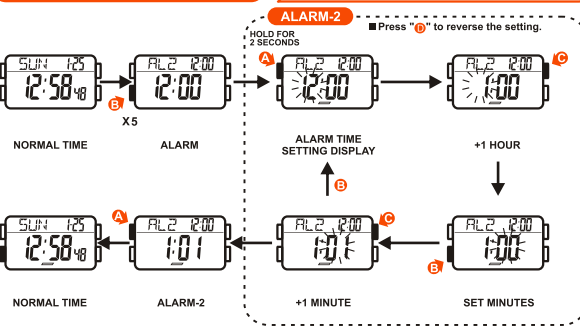
## HOW TO SET ALARM TIME

E-06



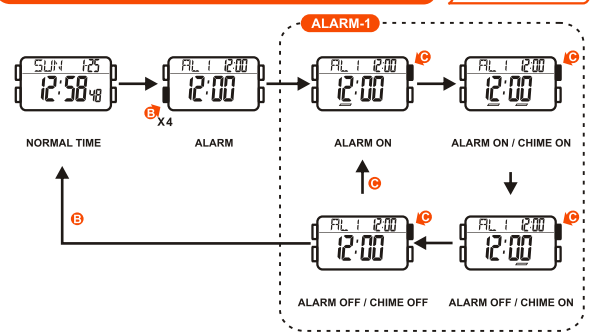
## HOW TO SET ALARM TIME

E-07



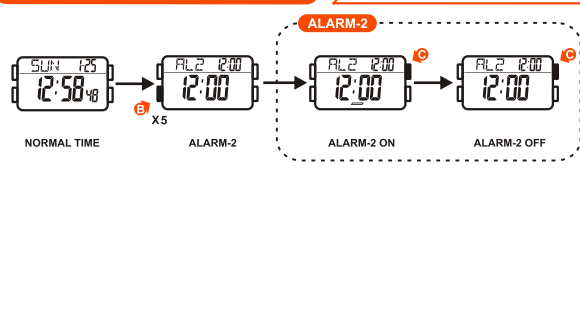
## HOW TO USE ALARM-1 AND CHIME DISPLAY

E-08



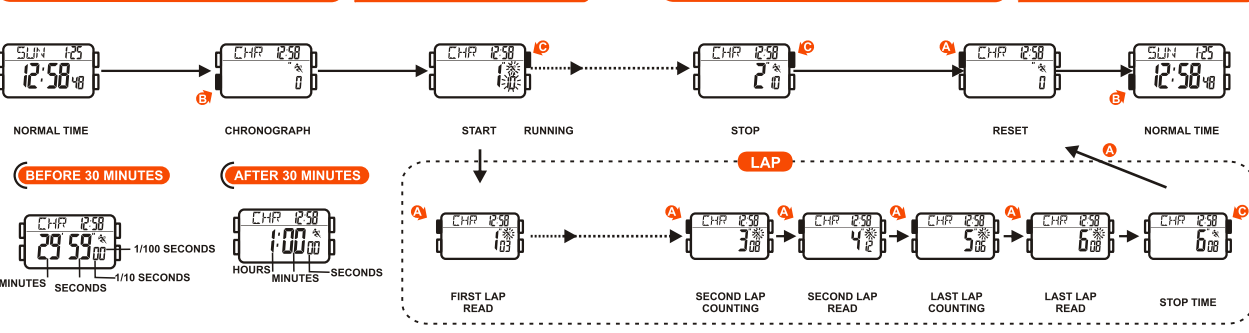
## HOW TO SET ALARM-2 DISPLAY

E-09



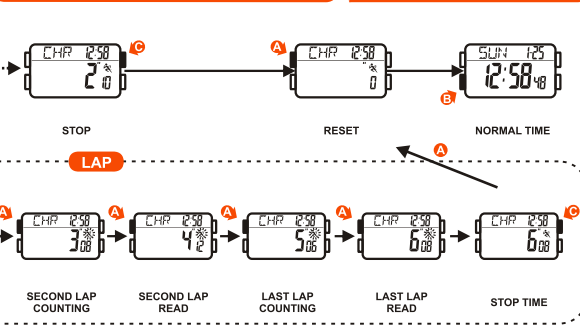
## HOW TO SET THE CHRONOGRAPH

E-10



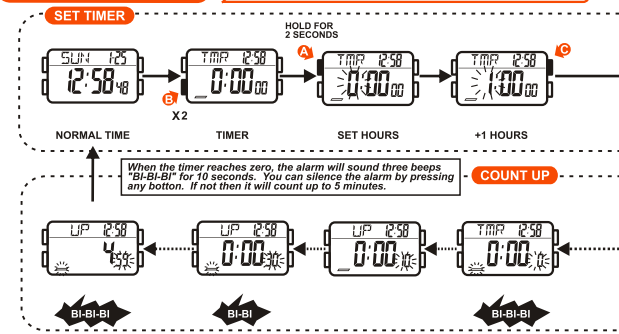
## HOW TO SET THE CHRONOGRAPH

E-11



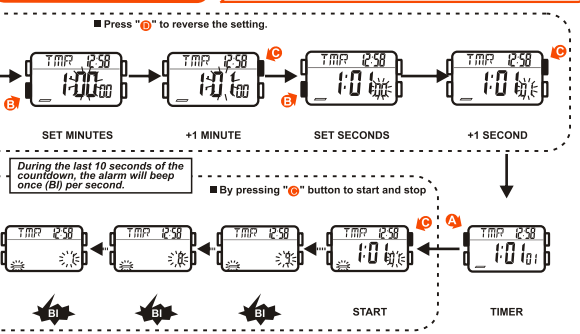
## HOW TO SET TIMER

E-12



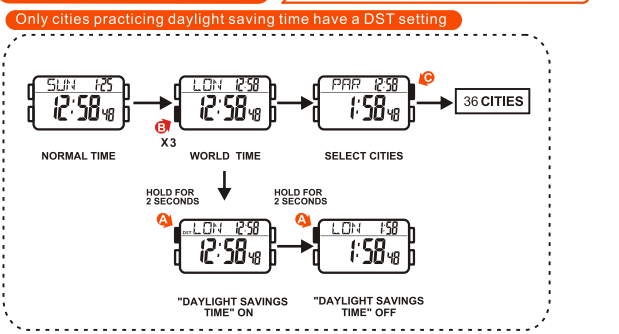
## HOW TO SET TIMER

E-13



## HOW TO SET WORLD TIME

E-14



## HOW TO SET WORLD TIME

E-15

36 city names (x represents no daylight saving time, v represents a selectable daylight saving time function)

GMT Difference	-11	-10	-9	-8	-7	-6	-5	-4	-3	-2	-1	0	0	1	1	2	2	2
CITY CODE	PPG	HNL	ANC	LAX	DEN	CHI	NYC	CCS	RIO	-2	RAI	GMT	LVN	PAR	BER	ATH	CAI	JRS
DAYLIGHT SAVINGS TIME	X	X	V	V	V	V	V	V	X	V	X	X	V	V	V	V	V	V
CITY NAME	Samoa	Honolulu	Anchorage	Los Angeles	Denver	Chicago	Caracas	Rio De Janeiro	Praia	Greenwich	London	Paris	Berlin	Athens	Cairo	Jerusalem		
GMT Difference	3	3	3.5	4	4.5	5	5.5	6	6.5	7	8	8	9	9	9.5	10	11	12
CITY CODE	JED	MOW	THR	DXB	KBL	KHI	DEL	DAC	RGN	BKK	HKG	BJS	SEL	TYO	ADL	SYD	NOW	WLG
DAYLIGHT SAVINGS TIME	X	V	X	X	X	X	X	X	X	X	X	X	X	X	X	V	V	V
CITY NAME	Jeddah	Moscow	Tehran	Dubai	Kabul	Karachi	Dahli	Dacca	Yangon	Bangkok	Hong Kong	Beijing	Seoul	Tokyo	Adelaide	Sydney	Noumea	Wellington

## CARE OF YOUR WATCH

E-16

- This watch contains precise electronic components. Never attempt to open the case or remove the back cover.
- Do not operate buttons while underwater, or while swimming or diving.
- Should water or condensation appear in the watch, immediately have the watch checked. Water can corrode electronic parts inside the case.
- Avoid severe impact: The watch is designed to withstand impact under normal use. Do not subject it to severe impacts or rough usage, and do not drop it onto hard surfaces.
- Avoid exposing the watch to temperature extremes.
- Clean the watch with a soft cloth and clean water only. Avoid using chemicals, especially soap.
- Keep your watch away from strong electric field and static electricity.

## FEATURES AND SPECIFICATIONS

E-17

- Standard display mode: Hours, Minutes, Seconds, Day of the week, Date, Months.
- Function:
  - \* Year, Month, Date AM/PM and Electro-Luminescent light.
  - \* Alarm function with buzzer signal output.
  - \* Chronograph function with lap operation.
  - \* Hourly chime.
  - \* 12/24 hour format switch option.
  - \* World Time.
  - \* Timer.
  - \* Second time zone.
- Accuracy at normal temperature (25°C): ±30 seconds a month.
- Normal operating temperature range: 10°C ~ 40°C.

## GUARANTEE CERTIFICATE CERTIFICAT DE GARANTIE

MODEL:  
MODELE: \_\_\_\_\_

DATE OF PURCHASE:  
DATE D'ACHAT: \_\_\_\_\_

OFFICE DEALER STAMP:  
TAMPON DU DETAILLANT OFFICIEL: