




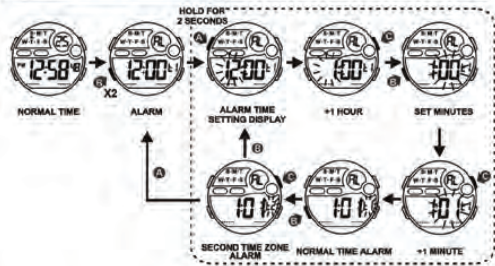
## REGULAR DISPLAY AND BUTTON OPERATION

E-01



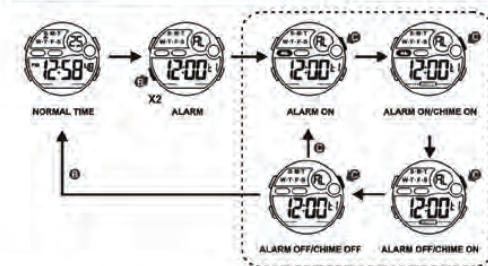
### HOW TO SET ALARM TIME

E-06



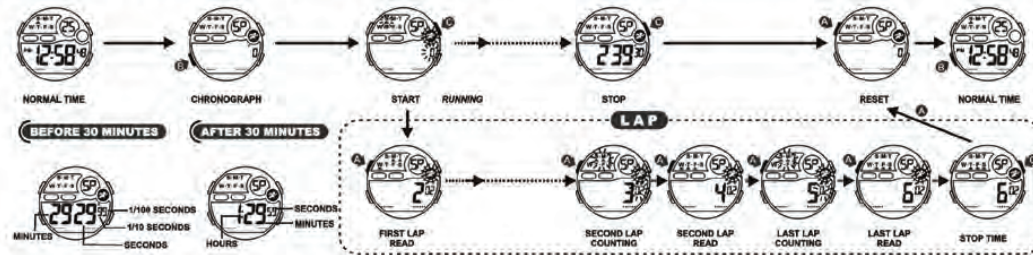
### HOW TO USE ALARM AND CHIME DISPLAY

E-07



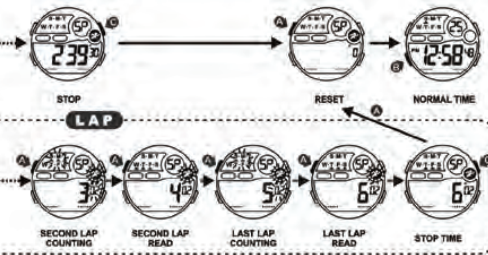
### HOW TO USE THE CHRONOGRAPH

E-08



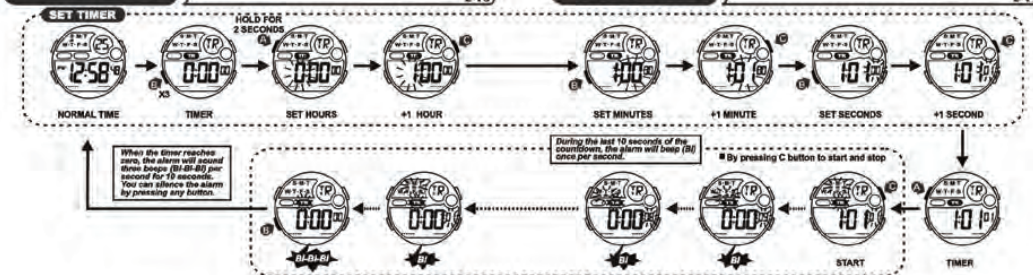
### HOW TO USE THE CHRONOGRAPH

E-09



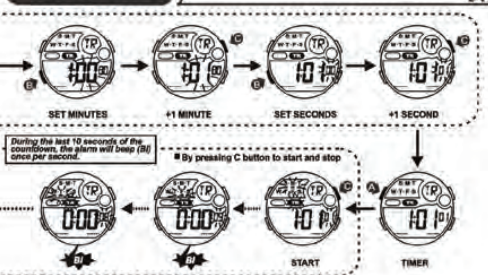
### HOW TO USE TIMER

E-10



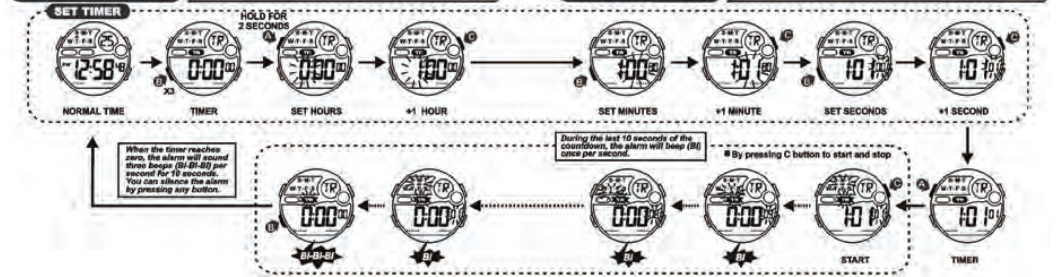
### HOW TO USE TIMER

E-11



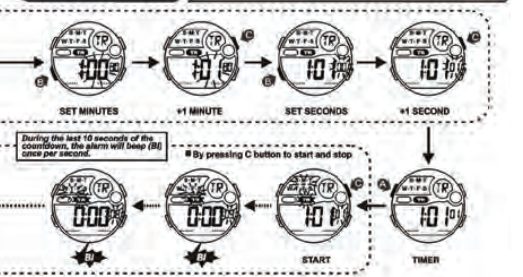
### HOW TO USE TIMER

E-10



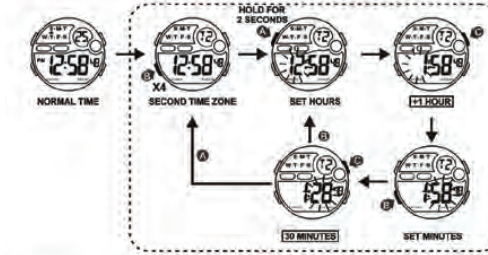
### HOW TO USE TIMER

E-11



### HOW TO SET SECOND TIME ZONE

E-12



### HOW TO USE EL LIGHT

E-13



**NOTE:**

- This watch features an electro-luminescent (EL) backlight, which tends to lose illuminating power after very long use.
- The illumination provided by backlight may hard to see under direct sunlight.

### FEATURES AND SPECIFICATIONS

E-15

- Standard display mode: Hour, Minutes, Seconds, Month, Day of the week.
- Function:
  - Month, Date AM/PM and Electro-Luminescent light.
  - Alarm function with buzzer signal output.
  - Chronograph function with lap operation.
  - Hourly chime.
  - 12/24 hour format switch option.
  - Timer.
  - Second time zone.
- Accuracy at normal temperature (25°C): ± 30 seconds a month.
- Normal operating temperature range: 10°C - 40°C.