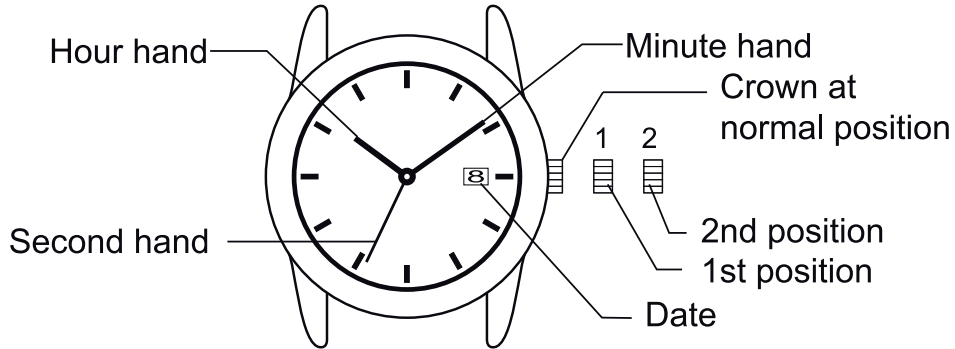


# MAXUM

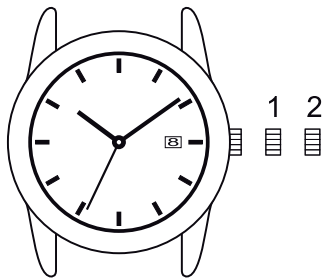
## 3-HANDS DATE INSTRUCTION MANUAL

### DISPLAY

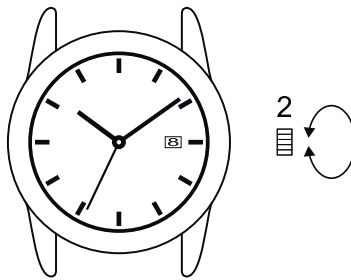


**\*\*\*Firstly, unscrew crown by turning colunterclockwise**

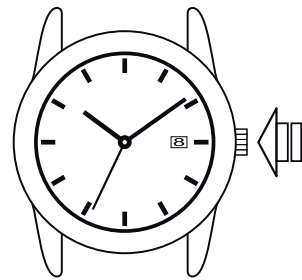
### SETTING THE TIME



1. Pull the crown out to the 2nd position.

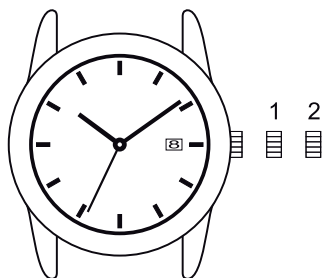


2. Turn the crown clockwise to set hour and minute hands.

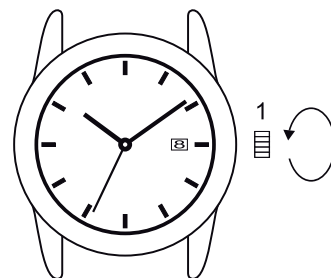


3. After setting the time, push the crown back to the normal position.

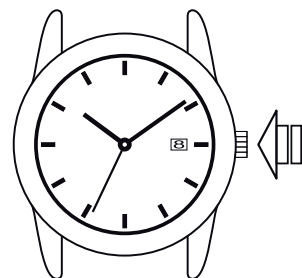
### SETTING THE DATE



1. Pull the crown out to the 1st position.



2. Turn the crown counter-clockwise to set the date.



3. Push the crown back to the normal position.

**\*\*\*Finally, screw crown clockwise until tightly locked**

#### REMARKS:

- \* Crowns must always be screwed tightly while in use.  
Don't use the watch if the screwed crown is not completely locked.
- \* To ensure accuracy, do not set the date between 9:00 PM and 1:00 AM.